

MATERIAL HANDLING







Content

Who we are	4
Production possibilities	5
Applications	6
Selection table	7




Cable Track Cable

■ S 86	continuously flexible PVC control cable with numbered cores	8
SD 86	continuously flexible PVC data cable with coloured cores	
S 86 C	continuously flexible PVC control cable with numbered cores and overall copper screen	
SD 86 C	continuously flexible PVC data cable with coloured cores and overall copper screen	
SD 86 C TP	continuously flexible paired PVC data cable with overall copper screen	
■ S 90	continuously flexible PUR control cable with numbered cores	9
SD 90	continuously flexible PUR data cable with coloured cores	
S 90 C	continuously flexible PUR control cable with numbered cores and overall copper screen	
SD 90 C	continuously flexible PUR data cable with coloured cores and overall copper screen	
SD 90 C TP	continuously flexible paired PUR data cable with overall copper screen	
■ S 200	extremely flexible TPE/PUR control cable with numbered cores for continuous movement	10
SD 200	extremely flexible TPE/PUR data cable with coloured cores for continuous movement	
S 200 C	continuously flexible TPE/PUR control cable with numbered cores and overall copper screen	
SD 200 C	continuously flexible TPE/PUR data cable with coloured cores and overall copper screen	
SD 200 C TP	continuously flexible TPE/PUR paired data cable with coloured cores and overall copper screen	
■ S 900	 continuously flexible PVC/PVC single conductor	11
■ S 900 P	 continuously flexible PVC/PUR single conductor	12
■ S 910 P	 continuously flexible TPE/PUR single conductor	13
■ S 910 CP	 continuously flexible TPE/PUR single conductor with overall copper screen	14

Content



Reeling cables

■ DR 717 P Highflex	300/500 V	15
■ DR 718 CP Highflex	300/500 V with overall copper screen	16
■ DR 721 P	0,6/1 kV	17
■ DR 720 P Highflex	0,6/1 kV for higher mechanical stress	18
■ DR 730 P Highflex	 0,6/1 kV for higher mechanical stress with UL/cUL recognition	19
■ DR 750 P Offshore	0,6/1 kV for offshore applications	20
■ DR 724 P Spreader	0,6/1 kV PUR reeling cable for spreader application	21

Cables for lifting and crane systems

■ Spreader 722	control cable hoisting cages in crane systems	22
■ Festoon 715 P	PUR cable for flexible application in festoon systems	23
■ Festoon 716 CP	PUR cable with overall copper screen for flexible application in festoon systems	24



Lift Control Cables

■ SAB Lift	lift control cable with sisal center as suspension unit	25
■ SAB Lift ST	lift control cable with steel center as suspension unit	25
■ SABIX® Lift	halogen-free lift control cable with sisal center as suspension unit	26
■ SABIX® Lift ST	halogen-free lift control cable with steel center as suspension unit	26
■ H05VVH6-F	PVC Flat cable	27
■ H07VVH6-F	PVC Flat cable	27



Family business in the third generation

75 years of experience in cable and wire manufacturing as well as in temperature measurement technology turned a one-man business into a company with more than 550 employees. We prove our strength every year with more than 1500 special products according to customers' requirements. Each product is a new challenge for our creative technical team. We at **SAB** see ourselves as a manufacturer and a service provider – in the sense of true partnership and the greatest possible customer orientation.

Today, the quality of our products is known and appreciated in more than 100 countries around the world. In all product ranges, we are certified according to DIN EN ISO 9001. Furthermore, we have implemented an environmental management system for our company according to DIN EN ISO 14001, an occupational health and safety management system according to NLF/ILO-OSH and DIN ISO 45001, and an energy management system according to DIN EN ISO 50001.

And also for the future, our slogan is: **"WE GO FORWARD!"**

FOUNDED:	1947 by Peter Bröckskes sen. an independent, medium-sized company.
CEO:	Peter Bröckskes and Sabine Bröckskes-Wetten
PLANT/LOCATION:	In Viersen (Lower Rhine) 110.000 m ² company site. Own manufacturing from copper conductor to outer sheath. VDE approved burnchamber and laboratory within the company.
EMPLOYEES/WORKERS:	approx. 430 at the plant in Viersen, 550 worldwide
YEARLY SALES:	over 134 Mio. € worldwide
PRODUCTS:	Special Cables Measurement Technology Cable Harnessing
CERTIFICATES AND APPROVALS:	Quality management system acc. to DIN EN ISO 9001 for every manufacturing field Environmental management system acc. to DIN EN ISO 14001 Occupational health and safety management acc. to NLF/ILO-OSH and DIN ISO 45001 Energy management system acc. to DIN EN ISO 50001



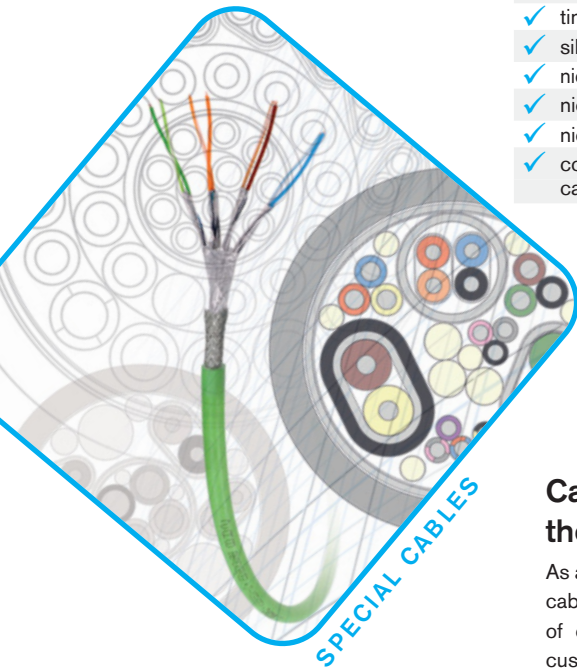
Production possibilities

Flexible cables and wires “Made in Germany”

As a leading manufacturer we develop and produce cables for industrial purposes.

Our wide range of materials offers a lot of possibilities for your individual product requirement.

The following survey shows an extract of our production possibilities:



Conductor Materials:

- ✓ bare copper
- ✓ tinned copper
- ✓ silver plated copper
- ✓ nickel plated copper
- ✓ nickel
- ✓ nickel pure
- ✓ compensating cable alloys

Insulation and Jacketing Materials:

- ✓ PVC
- ✓ Polyethylene
- ✓ Polypropylene
- ✓ Polyurethane
- ✓ TPE
- ✓ SABIX® (zero halogen)
- ✓ Besilen® - Silicone
- ✓ FEP, ETFE, PFA, PTFE
- ✓ PI foil
- ✓ Fibreglass

Temperature Ranges:

- Thermoplastic Elastomers
- ✓ -50°C up to +145°C
- SABIX®
- ✓ -50°C up to +220°C
- Besilen® - Silicone
- ✓ -40°C up to +220°C
- FEP, ETFE, PFA
- ✓ -90°C up to +260°C
- Fibreglass
- ✓ up to +600°C

Conductors:


- ✓ cross sections 0,055 - 300 mm²
- ✓ unshielded and shielded over 100 conductors

Cable harnessing directly from the manufacturer SAB:

As a full service partner we are able to offer besides cable design and production the manufacturing of cable harnessing products according to customer's request. Please trust on our experience for decades in the treatment of cables and connectors.



- ✓ cable harness according to customer's demands
- ✓ complete cable harness
- ✓ UL certified assemblies
- ✓ helix cables
- ✓ HV measuring harness



Measuring technology for industrial applications

Manufacturer of temperature sensors for industrial applications with 75 years of experience!

- ✓ mineral insulated thermocouples
- ✓ mineral insulated resistance thermometers
- ✓ temperature sensors
- ✓ mobile high voltage measuring technology
- ✓ temperature sensors for vehicle testing

Material Handling

Applications

festoon cables



spreader power cables



mobile cranes




lifting trucks



theatre and stage technology



lift cables



Material Handling

Selection table

 Cable Types	Typical Applications				
	Cable track cables	Festoon cables	Reeling cables	Spreader cables	Lift control cables
SD 86	✓				
S 86	✓				
SD 86 C	✓				
S 86 C	✓				
SD 86 C TP	✓				
SD 90	✓				
S 90	✓				
SD 90 C	✓				
S 90 C	✓				
SD 90 C TP	✓				
SD 200	✓				
S 200	✓				
SD 200 C	✓				
S 200 C	✓				
SD 200 C TP	✓				
S 900	✓				
S 900 P	✓				
S 910 P	✓				
S 910 CP	✓				
Festoon 715 P		✓			
Festoon 716 CP		✓			
DR 717 P Highflex			✓		
DR 718 CP Highflex			✓		
DR 721 P			✓		
DR 720 P Highflex			✓		
DR 730 P Highflex			✓		
DR 750 P Offshore			✓		
DR 724 P Spreader			✓		
Spreader 722				✓	
SAB Lift					✓
SAB Lift ST					✓
SABIX® Lift					✓
SABIX® Lift ST					✓
H05VVH6-F					✓
H07VVH6-F					✓

Cable Track Cable

S 86

continuously flexible PVC control cable with numbered cores



Marking for S 86 37721215:

SAB BRÖCKSKES · D-VIERSEN · S 86 12 x 1,5 mm² CE

Construction:

Conductor:	bare copper strands acc. to IEC 60228, VDE 0295, class 6
Insulation:	PVC, TI2 acc. to EN 50363-3 + VDE 0207-363-3
Colour code:	black cores with consecutive numbers acc. to EN 50334 + VDE 0293-334, green-yellow earth wire from 3 cores
Stranding:	specialy adjusted layering with non-woven tape over each layer
Sheath material:	PVC, TM2 acc. to EN 50363-4-1 + VDE 0207-363-4-1, reinforced wall thickness
Sheath colour:	grey (RAL 7000)

Technical Data:

Nominal voltage:	U ₀ /U 300/500 V
Testing voltage:	core/core 3000 V
Min. bending radius <i>continuously flexible:</i>	7,5 x d
Radiation resistance:	8 x 10 ⁷ cJ/kg
Temperature range <i>fixed laying:</i> <i>flexible application:</i>	-40/+70 °C +5/+70 °C
Fire performance:	flame retardant and self-extinguishing acc. to IEC 60332-1-2 + VDE 0482-332-1-2
Oil resistance:	acc. to our internal standard
Flexibility:	very good
Absence of harmful substances:	acc. to RoHS directive of the European Union

Outstanding features:



- very good flexibility
- small bending radius
- reinforced outer sheath

Also available as hybrid cable for example

3G1,0 + 16 x 0,34 mm²

3G1,0 + 8 x 0,34 mm²

1G0,5 + 4 x 0,34 mm²

Peak operating voltage of data conductors: max. 500 V

item no.	no. of cores x cross section n x mm ²	largest single wire ø mm	outer-ø ± 5% mm	copper figure kg/km	cable weight ≈ kg/km
37720205	2 x 0,50	0,16	5,3	9,6	38
37720305	3 x 0,50	0,16	5,6	14,4	45
37720405	4 x 0,50	0,16	6,2	19,2	56
37720505	5 x 0,50	0,16	6,8	24,0	69
37720705	7 x 0,50	0,16	8,0	33,6	97
37721205	12 x 0,50	0,16	9,9	57,6	141
37721805	18 x 0,50	0,16	11,6	86,4	203
37722505	25 x 0,50	0,16	14,2	120,0	280
37720207	2 x 0,75	0,16	5,8	14,4	46
37720307	3 x 0,75	0,16	6,3	21,6	59
37720407	4 x 0,75	0,16	6,8	28,8	71
37720507	5 x 0,75	0,16	7,6	36,0	90
37720707	7 x 0,75	0,16	9,1	50,4	128
37720310	3 x 1,00	0,16	6,5	28,8	68
37720410	4 x 1,00	0,16	7,1	38,4	82
37720510	5 x 1,00	0,16	7,9	48,0	104
37720710	7 x 1,00	0,16	9,4	67,2	147
37720315	3 x 1,50	0,16	7,2	43,2	87
37720415	4 x 1,50	0,16	8,0	57,6	111
37720515	5 x 1,50	0,16	8,7	72,0	136
37720715	7 x 1,50	0,16	10,6	100,8	198
37720325	3 x 2,50	0,16	9,3	72,0	143
37720425	4 x 2,50	0,16	10,1	96,0	176
37720525	5 x 2,50	0,16	11,3	120,0	221
37720725	7 x 2,50	0,16	13,6	168,0	324
37720340	3 x 4,00	0,16	10,8	115,2	213
37720440	4 x 4,00	0,16	11,8	153,6	269
37720540	5 x 4,00	0,16	13,1	192,0	321
37720740	7 x 4,00	0,16	16,5	268,8	488
37720360	3 x 6,00	0,21	13,0	172,8	305
37720460	4 x 6,00	0,21	14,4	230,4	391
37720560	5 x 6,00	0,21	16,1	288,0	472
37720760	7 x 6,00	0,21	19,5	403,2	690
37720361	3 x 10,0	0,21	15,7	288,0	475
37720461	4 x 10,0	0,21	17,3	384,0	630
37720561	5 x 10,0	0,21	19,5	480,0	773
37720462	4 x 16,0	0,21	20,9	614,4	943
37720463	4 x 25,0	0,21	24,7	960,0	1310
37720464	4 x 35,0	0,21	28,7	1344,0	1807
37720465	4 x 50,0	0,31	34,5	1920,0	2623

Other dimensions and colours are possible on request.

further continuously flexible PVC data and control cables:

SD 86

Item groupe
3772

continuously flexible PVC data cable
with coloured cores



BRÖCKSKES · D-VIERSEN · SD 86 25 x 0,25 mm² CE

S 86 C

Item groupe
3782

continuously flexible PVC control cable
with numbered cores and overall copper screen



BRÖCKSKES · D-VIERSEN · S 86 C 12 x 1,5 mm² CE

SD 86 C

Item groupe
3782

continuously flexible PVC data cable
with coloured cores and overall copper screen



BRÖCKSKES · D-VIERSEN · SD 86 C 25 x 0,25 mm² CE

SD 86 C TP

Item groupe
3765

continuously flexible paired PVC data cable
with overall copper screen




BRÖCKSKES · D-VIERSEN · SD 86 C TP 12 x 1,5 mm² CE

... for more information: www.sab-cable.com

Cable Track Cable

S 90

continuously flexible PUR control cable with numbered cores



Marking for S 90 07780715:

SAB BRÖCKSKES · D-VIERSEN · S 90 12 x 1,5 mm² CE

Construction:	
Conductor:	bare copper strands acc. to IEC 60228, VDE 0295, class 6
Insulation:	PVC, TI2 acc. to EN 50363-3 + VDE 0207-363-3
Colour code:	black cores with consecutive numbers acc. to EN 50334 + VDE 0293-334, green-yellow earth wire from 3 cores
Stranding:	specialy adjusted layering with non-woven tape over each layer
Wrapping:	non-woven tape
Sheath material:	PUR, TPU acc. to EN 50363-10-2 + VDE 0207-363-10-2 with mat surface
Sheath colour:	grey (RAL 7000)

Technical Data:	
Nominal voltage:	U ₀ /U 300/500 V
Testing voltage:	core/core 3000 V
Min. bending radius <i>continuously flexible:</i>	7,5 x d
Radiation resistance:	5 x 10 ⁷ cJ/kg
Temperature range <i>fixed laying:</i> <i>flexible application:</i>	-40/+70 °C +5/+70 °C
Oil resistance:	very good - TPU acc. to EN 50363-10-2 + VDE 0207-363-10-2
Chem. resistance:	good against acids, alkalines, solvents, hydraulic liquids etc.
Flexibility:	very good
Absence of harmful substances:	acc. to RoHS directive of the European Union

Outstanding features:

- oil resistant
- improved abrasion resistance
- high tear resistance
- good chemical resistance
- increased efficiency

Also available as hybrid cable for example

3G1,0 + 16 x 0,34 mm²

3G1,0 + 8 x 0,34 mm²

1G0,5 + 4 x 0,34 mm²

Peak operating voltage of data conductors: max. 500 V

item no.	no. of cores x cross section n x mm ²	largest single wire ø mm	outer-ø ± 5% mm	copper figure kg/km	cable weight ≈ kg/km
07780205	2 x 0,50	0,16	5,3	9,6	32
07780305	3 x 0,50	0,16	5,6	14,4	40
07780405	4 x 0,50	0,16	6,0	19,2	48
07780505	5 x 0,50	0,16	6,5	24,0	58
07780705	7 x 0,50	0,16	7,6	33,6	81
07781205	12 x 0,50	0,16	9,5	57,6	115
07781805	18 x 0,50	0,16	11,1	86,4	175
07782505	25 x 0,50	0,16	13,2	120,0	230
07780207	2 x 0,75	0,16	5,8	14,4	40
07780307	3 x 0,75	0,16	6,1	21,6	51
07780407	4 x 0,75	0,16	6,6	28,8	61
07780507	5 x 0,75	0,16	7,2	36,0	76
07780707	7 x 0,75	0,16	8,5	50,4	106
07780310	3 x 1,00	0,16	6,3	28,8	59
07780410	4 x 1,00	0,16	6,9	38,4	73
07780510	5 x 1,00	0,16	7,5	48,0	90
07780710	7 x 1,00	0,16	8,8	67,2	126
07780315	3 x 1,50	0,16	7,0	43,2	78
07780415	4 x 1,50	0,16	7,6	57,6	97
07780515	5 x 1,50	0,16	8,3	72,0	120
07780715	7 x 1,50	0,16	10,2	100,8	175
07780325	3 x 2,50	0,16	8,9	72,0	125
07780425	4 x 2,50	0,16	10,1	96,0	163
07780525	5 x 2,50	0,16	11,1	120,0	201
07780725	7 x 2,50	0,16	13,2	168,0	285
07780340	3 x 4,00	0,16	10,8	115,2	190
07780440	4 x 4,00	0,16	11,6	153,6	238
07780540	5 x 4,00	0,16	12,9	192,0	305
07780740	7 x 4,00	0,16	15,2	268,8	426
07780360	3 x 6,00	0,21	13,2	172,8	286
07780460	4 x 6,00	0,21	14,4	230,4	364
07780560	5 x 6,00	0,21	15,9	288,0	461
07780760	7 x 6,00	0,21	18,7	403,2	642
07780361	3 x 10,0	0,21	15,9	288,0	416
07780461	4 x 10,0	0,21	17,3	384,0	570
07780561	5 x 10,0	0,21	19,1	480,0	724
07780462	4 x 16,0	0,21	20,3	614,4	849
07780463	4 x 25,0	0,21	24,1	960,0	1247
07780464	4 x 35,0	0,21	27,5	1344,0	1665
07780465	4 x 50,0	0,31	32,5	1920,0	2354

Other dimensions and colours are possible on request.

further continuously flexible PUR data and control cables:

SD 90
Item groupe 0778

continuously flexible PUR data cable with coloured cores

BRÖCKSKES · D-VIERSEN · SD 90 25 x 0,25 mm² CE

S 90 C
Item groupe 0788

continuously flexible PUR control cable with numbered cores and overall copper screen

BRÖCKSKES · D-VIERSEN · S 90 C 12 x 1,5 mm² CE

SD 90 C
Item groupe 0788

continuously flexible PUR data cable with coloured cores and overall copper screen

BRÖCKSKES · D-VIERSEN · SD 90 C 25 x 0,25 mm² CE

SD 90 C TP
Item groupe 0771

continuously flexible paired PUR data cable with overall copper screen

BRÖCKSKES · D-VIERSEN · SD 90 C TP 25 x 0,25 mm² CE

... for more information: www.sab-cable.com

Cable Track Cable

S 200

extremely flexible TPE/PUR control cable with numbered cores for continuous movement



Marking for S 200 07741215:

SAB BRÖCKSKES · D-VIERSEN · S 200 12 x 1,5 mm² CE

Construction:

Conductor:	bare copper strands acc. to IEC 60228, VDE 0295, class 6
Insulation:	TPE
Colour code from 2 conductors	black cores with consecutive numbers acc. to EN 50334 + VDE 0293-334, green-yellow earth wire from 3 cores
Stranding:	specially adjusted layering with non-woven tape over each layer
Wrapping:	non-woven tape
Sheath material:	PUR, TMPU acc. to EN 50363-10-2 + VDE 0207-363-10-2 with mat surface
Sheath colour:	grey (RAL 7000)

Technical Data:

Nominal voltage:	U ₀ /U 300/500 V
Testing voltage:	core/core 2000 V
Min. bending radius <i>continuously flexible:</i>	7,5 x d
Radiation resistance:	1 x 10 ⁷ cJ/kg
Temperature range <i>fixed laying:</i> <i>flexible application:</i>	-50/+90 °C -40/+90 °C
Halogen-free:	acc. to IEC 60754-1 + VDE 0482-754-1
Oil resistance:	very good - TMPU acc. to EN 50363-10-2 + VDE 0207-363-10-2
Chem. resistance:	good against acids, alkalines, solvents, hydraulic liquids etc.
Continuous flexibility:	very good
Weather resistance:	very good
Absence of harmful substances:	acc. to RoHS directive of the European Union

Outstanding features:



- **PWIS uncritical**
(PWIS = paint-wetting impairment substances)
- **flexible at low temperatures**
- **halogen-free**
- **travel > 10 m is possible**
- **high abrasion resistance**
- **small bending radius**
- **small outer diameter**

Also available as hybrid cable for example

3G1,0 + 16 x 0,34 mm²

3G1,0 + 8 x 0,34 mm²

1G0,5 + 4 x 0,34 mm²

Peak operating voltage of data conductors: max. 500 V

item no.	no. of cores x cross section n x mm ²	largest single wire ø mm	outer-ø ± 5% mm	copper figure kg/km	cable weight ≈ kg/km
07740205	2 x 0,50	0,16	4,9	9,6	28
07740305	3 x 0,50	0,16	5,1	14,4	34
07740405	4 x 0,50	0,16	5,5	19,2	41
07740505	5 x 0,50	0,16	6,0	24,0	51
07740705	7 x 0,50	0,16	6,9	33,6	69
07741205	12 x 0,50	0,16	8,3	57,6	99
07741805	18 x 0,50	0,16	9,9	86,4	143
07742505	25 x 0,50	0,16	11,9	120,0	197
07740207	2 x 0,75	0,16	5,4	14,4	36
07740307	3 x 0,75	0,16	5,7	21,6	44
07740407	4 x 0,75	0,16	6,1	28,8	54
07740507	5 x 0,75	0,16	6,7	36,0	67
07740707	7 x 0,75	0,16	7,9	50,4	93
07740210	2 x 1,00	0,16	5,8	19,2	45
07740310	3 x 1,00	0,16	6,1	28,8	54
07740410	4 x 1,00	0,16	6,6	38,4	67
07740510	5 x 1,00	0,16	7,2	48,0	82
07740115	1 x 1,50	0,16	4,0	14,4	25
07740215	2 x 1,50	0,16	6,4	28,8	57
07740315	3 x 1,50	0,16	6,7	43,2	70
07740415	4 x 1,50	0,16	7,3	57,6	89
07740125	1 x 2,50	0,16	4,7	24,0	39
07740425	4 x 2,50	0,16	9,2	96,0	142
07740140	1 x 4,00	0,16	5,4	38,4	56
07740440	4 x 4,00	0,16	10,8	153,6	217
07740160	1 x 6,00	0,21	6,1	57,6	76
07740161	1 x 10,0	0,21	7,1	96,0	120
07740461	4 x 10,0	0,21	15,8	384,0	507
07740162	1 x 16,0	0,21	8,3	153,6	177
07740462	4 x 16,0	0,21	19,0	614,4	782
07740163	1 x 25,0	0,21	9,9	240,0	263
07740463	4 x 25,0	0,21	22,8	960,0	1155
07740164	1 x 35,0	0,21	11,5	336,0	367
07740165	1 x 50,0	0,31	14,0	480,0	538
07740166	1 x 70,0	0,31	16,7	672,0	754
07740167	1 x 95,0	0,31	20,5	912,0	1028
07740168	1 x 120,0	0,31	21,5	1152,0	1260
07740169	1 x 150,0	0,31	24,6	1440,0	1618
07740170	1 x 185,0	0,41	26,7	1776,0	1942
07740171	1 x 240,0	0,41	30,1	2304,0	2483

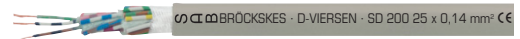
Other dimensions and colours are possible on request.

further continuously flexible TPE/PUR data and control cables:

SD 200

Item groupe
0774

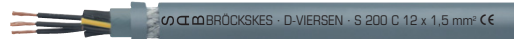
extremely flexible TPE/PUR data cable
with coloured cores for continuous movement



S 200 C

Item groupe
0784


continuously flexible TPE/PUR control cable
with numbered cores and overall copper screen



SD 200 C

Item groupe
0784

continuously flexible TPE/PUR data cable
with coloured cores and overall copper screen



SD 200 C TP

Item groupe
0789

continuously flexible TPE/PUR paired data cable
with coloured cores and overall copper screen



... for more information: www.sab-cable.com

Cable Track Cable

S 900

continuously flexible PVC/PVC single conductor



455 90°C 600V CSA AWM I/II A/B 90°C 600V FT1 FT2 CE 



Marking for S 900 07671362:

SAB BRÖCKSKES · D-VIERSEN · 07671362 16,0 mm² S 900 6 AWG 07670601  AWM Style 10455 90°C 600V CSA AWM I/II A/B 90°C 600V FT1 FT2 CE

Construction:

Conductor:	bare copper strands acc. to IEC 60228, VDE 0295, class 6
Insulation:	PVC, TI2 acc. to EN 50363-3 + VDE 0207-363-3, black
Wrapping:	non-woven tape
Sheath material:	PVC, TM5 acc. to EN 50363-3 + VDE 0207-363-3
Sheath colour:	black (RAL 9005)

Technical Data:

Nominal voltage:	U ₀ /U 0,6/1 kV	
Voltage UL/CSA:	600 V	
Min. bending radius <i>continuously flexible:</i>	7,5 x d	
Radiation resistance:	8 x 10 ⁷ cJ/kg	
Temperature range <i>fixed laying:</i> <i>flexible application:</i>	DIN VDE -40/+70 °C +5/+70 °C	UL/CSA: up to +90 °C
Fire performance:	flame retardant and self-extinguishing acc. to IEC 60332-1-2 + VDE 0482-332-1-2, UL VW-1, CSA FT1, FT2	
Oil resistance:	very good - TM5 acc. to EN 50363-3 + VDE 0207-363-3	
Absence of harmful substances:	acc. to RoHS directive of the European Union	

Outstanding features:



- highly flexible single conductor for use in cable tracks

item no.	nominal cross section mm ²	largest single wire ø mm	AWG/MCM	outer-ø ± 5% mm	copper figure kg/km	cable weight ≈ kg/km	ampere at 30 °C
07671315	1,50	0,16	16 (84/34)	4,9	14,4	38	24
07671325	2,50	0,16	14 (140/34)	5,8	24,0	55	32
07671340	4,00	0,16	12 (224/34)	6,6	38,4	77	42
07671360	6,00	0,21	10 (186/32)	7,3	57,6	104	54
07671361	10,00	0,21	8 (320/32)	9,1	96,0	161	73
07671362	16,00	0,21	6 (512/32)	10,1	153,6	231	98
07671363	25,00	0,21	4 (798/32)	12,0	240,0	337	129
07671364	35,00	0,21	2 (1083/28)	13,7	336,0	454	158
07671365	50,00	0,31	1 (703/28)	15,8	480,0	632	198
07671385	54,00	0,31	1/0 (779/28)	16,3	518,4	677	213
07671386	68,00	0,31	2/0 (969/28)	17,1	652,8	789	226
07671366	70,00	0,31	2/0 (988/28)	17,3	672,0	803	245
07671387	86,00	0,31	3/0 (1218/28)	19,7	825,6	1036	263
07671367	95,00	0,31	3/0 (1340/28)	21,0	912,0	1146	292
07671388	108,00	0,31	4/0 (1528/28)	22,5	1036,8	1286	313
07671368	120,00	0,31	4/0 (1680/28)	22,8	1152,0	1401	344
07671389	127,00	0,31	250 MCM (1799/28)	23,3	1220,8	1490	370
07671369	150,00	0,31	250 MCM (2122/28)	24,6	1440,0	1724	391
07671390	152,00	0,31	300 MCM (2154/28)	24,6	1461,7	1724	396
07671391	177,00	0,41	350 MCM (1443/26)	26,7	1740,8	2051	430
07671370	185,00	0,41	350 MCM (1472/26)	26,7	1776,0	2085	448
07671392	204,00	0,41	400 MCM (1628/26)	30,4	1964,0	2411	470
07671393	232,00	0,41	450 MCM (1850/26)	31,5	2231,8	2693	490
07671371	240,00	0,41	450 MCM (1910/26)	31,5	2304,0	2763	528
07671394	255,00	0,41	500 MCM (2035/26)	31,8	2455,0	2920	535
07671395	283,00	0,41	550 MCM (2257/26)	33,6	2722,8	3399	560
07671372	300,00	0,41	550 MCM (2388/26)	34,3	2880,0	3403	608
07671396	306,00	0,41	600 MCM (2442/26)	34,3	2946,0	3466	613

from 283 mm² only UL recognition.

Other dimensions and colours are possible on request.



Possible on request:

- with green-yellow insulation

Cable Track Cable

S 900 P

continuously flexible PVC/PUR single conductor



456 80°C 600V CSA AWM I/II A/B 80°C 600V FT1 FT2 CE



Marking for S 900 P 07681362:

SAB BRÜCKSKES · D-VIERSEN · 07681362 16,0 mm² S 900 P 6 AWG 07680601 AWM Style 10456 80°C 600V CSA AWM I/II A/B 80°C 600V FT1 FT2 CE

Construction:

Conductor:	bare copper strands acc. to IEC 60228, VDE 0295, class 6
Insulation:	PVC, TI2 acc. to EN 50363-3 + VDE 0207-363-3, black
Wrapping:	non-woven tape
Sheath material:	PUR, TPU acc. to EN 50363-10-2 + VDE 0207-363-10-2 with mat surface
Sheath colour:	black (RAL 9005)

Technical Data:

Nominal voltage:	U ₀ /U 0,6/1 kV	
Voltage UL/CSA:	600 V	
Min. bending radius <i>continuously flexible:</i>	7,5 x d	
Radiation resistance:	5 x 10 ⁷ cJ/kg	
Temperature range <i>fixed laying:</i> <i>flexible application:</i>	DIN VDE -40/+70 °C +5/+70 °C	UL/CSA: up to +80 °C
Fire performance:	flame retardant and self-extinguishing acc. to IEC 60332-1-2 + VDE 0482-332-1-2, UL/CSA FT1, FT2	
Oil resistance:	very good - TPU acc. to EN 50363-10-2 + VDE 0207-363-10-2	
Chem. resistance:	good against acids, alkalines, solvents, hydraulic liquids etc.	
Continuous flexibility:	very good	
Absence of harmful substances:	acc. to RoHS directive of the European Union	

Outstanding features:



- highly flexible single conductor for use in cable tracks
- good chemical resistance
- high abrasion resistance

item no.	nominal cross section mm ²	largest single wire ø mm	AWG/MCM	outer-ø ± 5% mm	copper figure kg/km	cable weight ≈ kg/km	ampere at 30 °C
07681315	1,50	0,16	16 (84/34)	5,6	14,4	45	24
07681325	2,50	0,16	14 (140/34)	6,5	24,0	63	32
07681340	4,00	0,16	12 (224/34)	7,3	38,4	86	42
07681360	6,00	0,21	10 (186/32)	8,0	57,6	114	54
07681361	10,00	0,21	8 (320/32)	9,8	96,0	173	73
07681362	16,00	0,21	6 (512/32)	10,8	153,6	245	98
07681363	25,00	0,21	4 (798/32)	12,7	240,0	353	129
07681364	35,00	0,21	2 (1083/32)	14,0	336,0	459	158
07681365	50,00	0,31	1 (703/28)	16,1	480,0	638	198
07681385	54,00	0,31	1/0 (779/28)	16,6	518,4	683	213
07681386	68,00	0,31	2/0 (969/28)	18,1	652,8	838	226
07681366	70,00	0,31	2/0 (988/28)	18,1	672,0	854	245
07681387	86,00	0,31	3/0 (1218/28)	20,0	825,6	1044	263
07681367	95,00	0,31	3/0 (1340/28)	21,0	912,0	1140	292
07681388	108,00	0,31	4/0 (1528/28)	22,5	1036,8	1279	313
07681368	120,00	0,31	4/0 (1680/28)	22,8	1152,0	1394	344
07681389	127,00	0,31	250 MCM (1799/28)	23,3	1220,8	1483	370
07681369	150,00	0,31	250 MCM (2122/28)	24,6	1440,0	1716	391
07681390	152,00	0,31	300 MCM (2154/28)	24,6	1461,7	1716	396
07681391	177,00	0,41	350 MCM (1443/26)	26,7	1740,8	2043	430
07681370	185,00	0,41	350 MCM (1472/26)	26,7	1776,0	2077	448
07681392	204,00	0,41	400 MCM (1628/26)	30,4	1964,0	2399	470
07681393	232,00	0,41	450 MCM (1850/26)	31,5	2231,8	2680	490
07681371	240,00	0,41	450 MCM (1910/26)	31,5	2304,0	2750	528
07681394	255,00	0,41	500 MCM (2035/26)	31,8	2455,0	2907	535
07681395	283,00	0,41	550 MCM (2257/26)	33,6	2722,8	3385	560
07681372	300,00	0,41	550 MCM (2388/26)	34,3	2880,0	3389	608
07681396	306,00	0,41	600 MCM (2442/26)	34,3	2946,0	3451	613

from 283 mm² only UL recognition.
Other dimensions and colours are possible on request.



Possible on request:

- with green-yellow insulation

Cable Track Cable

S 910 P

continuously flexible TPE/PUR single conductor



66 80°C 600V CSA AWM I/II A/B 80°C 1000V FT1 FT2 CE 



Marking for S 910 P 37681362:

SAB BRÖCKSKES · D-VIERSEN · 37681362 16,0 mm² S 910 P 6 AWG 37680601  AWM Style 10456 80°C 600V CSA AWM I/II A/B 80°C 1000V FT1 FT2 CE

Construction:

Conductor:	bare copper strands acc. to IEC 60228, VDE 0295, class 6
Insulation:	TPE, black
Wrapping:	non-woven tape
Sheath material:	PUR, TMPU acc. to EN 50363-10-2 + VDE 0207-363-10-2 with mat surface
Sheath colour:	black (RAL 9005)

Technical Data:

Nominal voltage:	U ₀ /U 0,6/1 kV	
Voltage:	UL: 600 V	CSA: 1000 V
Min. bending radius <i>continuously flexible:</i>	7,5 x d	
Radiation resistance:	1 x 10 ⁷ cJ/kg	
Temperature range <i>fixed laying:</i> <i>flexible application:</i>	DIN VDE -50/+90 °C -40/+90 °C	UL/CSA: up to +80 °C
Halogen-free:	acc. to IEC 60754-1 + VDE 0482-754-1	
Fire performance:	flame retardant and self-extinguishing acc. to IEC 60332-1-2 + VDE 0482-332-1-2, UL/CSA FT1, FT2	
Oil resistance:	very good - TMPU acc. to EN 50363-10-2 + VDE 0207-363-10-2	
Chem. resistance:	good against acids, alkalines, solvents, hydraulic liquids etc.	
Continuous flexibility:	very good	
Absence of harmful substances:	acc. to RoHS directive of the European Union	

Outstanding features:



- highly flexible single conductor for use in cable tracks
- good chemical resistance
- high abrasion resistance
- halogen-free

item no.	nominal cross section mm ²	largest single wire ø mm	AWG/MCM	outer-ø ± 5% mm	copper figure kg/km	cable weight ≈ kg/km
37681340	4,00	0,16	12 (224/34)	6,6	38,4	69
37681360	6,00	0,21	10 (186/32)	7,5	57,6	94
37681361	10,00	0,21	8 (320/32)	8,4	96,0	138
37681362	16,00	0,21	6 (512/32)	9,9	153,6	206
37681363	25,00	0,21	4 (798/32)	11,1	240,0	296
37681364	35,00	0,21	2 (1083/32)	12,6	336,0	390
37681365	50,00	0,31	1 (703/28)	14,7	480,0	554
37681366	70,00	0,31	2/0 (988/28)	17,0	672,0	771
37681367	95,00	0,31	3/0 (1340/28)	20,4	912,0	1024
37681368	120,00	0,31	4/0 (1680/28)	23,0	1152,0	1318
37681369	150,00	0,31	250 MCM (2122/28)	25,7	1440,0	1649
37681370	185,00	0,41	350 MCM (1472/26)	27,6	1776,0	2020

Other dimensions and colours are possible on request.



Possible on request:

- with green-yellow insulation

Cable Track Cable

S 910 CP

continuously flexible TPE/PUR single conductor with overall copper screen



Marking for S 910 CP 37692362:

SAB BRÜCKSKES · D-VIERSEN · 37692362 16,0 mm² S 910 CP 6 AWG 37690601 AWM Style 10456 80°C 600V CSA AWM I/II A/B 80°C 1000V FT1 FT2 CE

Construction:

Conductor:	bare copper strands acc. to IEC 60228, VDE 0295, class 6
Insulation:	TPE, black
Wrapping:	non-woven tape
Screen:	tinned copper braiding
Wrapping:	non-woven tape
Sheath material:	PUR, TPU acc. to EN 50363-10-2 + VDE 0207-363-10-2 with mat surface
Sheath colour:	orange (RAL 2003)

Outstanding features:



- highly flexible single conductor for use in cable tracks
- good chemical resistance
- high abrasion resistance
- halogen-free

Technical Data:

Nominal voltage:	U ₀ /U 0,6/1 kV	
Voltage:	UL: 600 V	CSA: 1000 V
Min. bending radius <i>continuously flexible:</i>	7,5 x d	
Radiation resistance:	5 x 10 ⁷ cJ/kg	
Temperature range <i>fixed laying:</i> <i>flexible application:</i>	DIN VDE -50/+90 °C -40/+90 °C	UL/CSA: up to +80 °C
Halogen-free:	acc. to IEC 60754-1 + VDE 0482-754-1	
Fire performance:	flame retardant and self-extinguishing acc. to IEC 60332-1-2 + VDE 0482-332-1-2, UL/CSA FT1, FT2	
Oil resistance:	very good - TPU acc. to EN 50363-10-2 + VDE 0207-363-10-2	
Chem. resistance:	good against acids, alkalines, solvents, hydraulic liquids etc.	
Continuous flexibility:	very good	
Absence of harmful substances:	acc. to RoHS directive of the European Union	

item no.	nominal cross section mm ²	largest single wire ø mm	AWG/MCM	outer-ø ± 5% mm	copper figure kg/km	cable weight ≈ kg/km
37692340	4,00	0,16	12 (224/34)	7,1	54,5	83
37692360	6,00	0,21	10 (186/32)	8,0	77,3	112
37692361	10,00	0,21	8 (320/32)	8,9	119,7	157
37692362	16,00	0,21	6 (512/32)	10,3	182,6	227
37692363	25,00	0,21	4 (798/32)	11,7	293,9	335
37692364	35,00	0,21	2 (1083/32)	13,3	395,7	434
37692365	50,00	0,31	1 (703/28)	15,8	577,7	631
37692366	70,00	0,31	2/0 (988/28)	17,9	783,2	840
37692367	95,00	0,31	3/0 (1340/28)	22,9	1051,4	1193
37692368	120,00	0,31	4/0 (1680/28)	23,9	1293,3	1421
37692369	150,00	0,31	250 MCM (2122/28)	26,6	1611,3	1773

Other dimensions and colours are possible on request.



Possible on request:

- with green-yellow insulation

Reeling cables

DR 717 P Highflex



Marking for DR 717 P Highflex 07170425:
SAB BRÜCKSKES · D-VIERSEN · DR 717 P Highflex 4 G 2,5 mm² CE

Application: The DR 717 P Highflex is used for spring cables reels on stages and theatres.

Construction:

Conductor:	bare copper strands acc. to IEC 60228, VDE 0295, class 5
Insulation:	special polymer
Colour code:	coloured acc. to HD 308 (VDE 0293-308), from 6 cores black cores with consecutive numbers acc. to EN 50334 + VDE 0293-334, from 3 cores a green-yellow earth wire, <i>DMX-bus:</i> white/brown, green/yellow <i>IE Cat 5:</i> white-blue/blue, white-orange/orange, white-green/green, white-brown/brown
Stranding:	specially adjusted layering around central suspension unit
Inner sheath:	PUR, TMPU acc. to EN 50363-10-2 + VDE 0207-363-10-2
Supporting screen:	high-tech yarn
Sheath material:	PUR, TMPU acc. to EN 50363-10-2 + VDE 0207-363-10-2
Sheath colour:	black (RAL 9005)

Outstanding features:



- reeling length up to 60 m
- extrem highly winding and unwinding strength
- corresponds to low voltage guideline 73/23/EWG CE
- small outer diameter
- small cable weight

Technical data:

Peak operating volatge:	item no. 07179001: max. 500 V (DMX-bus) item no. 07179002: max. 125 V (IE Cat 5)	
Nominal voltage:	Uo/U 300/500 V (supply conductors)	
Testing voltage:	core/core 2000 V	
Current-carrying capacity:	acc. to VDE 0298-4	
Min. bending radius for laying and installation (fixed laying): for repeated winding action (flexible): guided on pulleys (flexible):	≤ 12 mm 3 x d / >12 mm 4 x d 6 x d 7,5 x d	
Temperature range	item no. 07179001	item no. 07179002
<i>with installation:</i>		0/+50 °C
<i>fixed laying:</i>	-50/+90 °C	-40/+70 °C
<i>flexible application:</i>	-40/+90 °C	-40/+70 °C
Halogen-free:	acc. to IEC 60754-1 + VDE 0482-754-1	
Oil resistance:	very good - TMPU acc. to EN 50363-10-2 + VDE 0207-363-10-2	
Chemical resistance:	good against acids, alkalines, solvents, hydraulic liquids, etc.	
Fire performance:	flame retardant and self-extinguishing acc. to IEC 60332-1-2 + VDE 0482-332-1-2	
Sunlight resistance:	very good - enhanced due to black sheath colour	
Tensile strength:	with reference to VDE 0298-3 section 7.1	
Mechanical characteristics:	the main mechanical characteristics accomplished by the PUR outer sheath are: - high tensile strength - high tear strength - high abrasion resistance - high notch resistance	
Absence of harmful substances:	acc. to RoHS directive of the European Union	

item no.	no. of cores x cross section n x mm ²	outer-ø ± 5% mm	copper figure kg/km	cable weight ≈ kg/km	tensile strength max. N	min breaking load of suspension unit N
07170425	4 G 2,50	9,7	96,0	157	150	1345
07170440	4 G 4,00	11,7	153,6	239	240	1690
07171440	14 G 4,00	20,9	537,6	739	840	3200
07172040	20 G 4,00	23,3	768,0	1021	1200	3700
07172540	25 G 4,00	28,3	960,0	1318	1500	4200
07170460	4 G 6,00	13,4	230,4	333	360	1860
07171360	13 G 6,00	24,3	748,8	1013	1170	3400
07171860	18 G 6,00	25,7	1036,8	1306	1620	6000
07170470	4 G 10,0	17,1	384,0	559	600	2300
07170480	4 G 16,0	21,3	614,4	864	960	2800
07179001	14 G 4,00 + 2 x (2 x 0,25)C	22,4	575,4	794	840	2500
07179002	5 G 16,0 + 4 x 2 x 0,14	26,4	791,6	1163	1200	3000
07179013	25 G 4,00	min. 25,0 max. 28,0	960,0	1290	1500	2600

Other dimensions and colours are possible on request.

Please mention the required winding length when placing the order.


Reeling cables

DR 718 CP Highflex

with overall copper screen



BKES · D-VIERSEN · DR 718 CP Highflex 4 x 2,5 mm² CE



Marking for DR 718 CP Highflex 07180425:

SAB BRÜCKSKES · D-VIERSEN · DR 718 CP Highflex 4 x 2,5 mm² CE

Application: The DR 718 CP Highflex is used for spring cable reels on stages for example in theatres as well as control cable in crane arms.

Construction:

Conductor:	bare copper strands acc. to IEC 60228, VDE 0295, class 5
Insulation:	special polymer
Colour code:	coloured acc. to HD 308 (VDE 0293-308), from 6 cores black cores with consecutive numbers acc. to EN 50334 + VDE 0293-334, from 3 cores a green-yellow earth wire
Stranding:	specially adjusted layering around central suspension unit
Inner sheath:	PUR, TPU acc. to EN 50363-10-2 + VDE 0207-363-10-2
Screen:	tinned copper braiding
Sheath material:	PUR, TPU acc. to EN 50363-10-2 + VDE 0207-363-10-2
Sheath colour:	black (RAL 9005)

Outstanding features:



- extrem highly winding and unwinding strength
- small cable weight
- good EMC characteristics



Also possible without inner sheath!

Technical data:

Nominal voltage:	Uo/U 300/500 V
Testing voltage:	core/core 2000 V core/screen 2000 V
Current-carrying capacity:	acc. to VDE 0298-4
Min. bending radius for laying and installation (fixed laying):	5 x d
for repeated winding action (flexible):	7,5 x d
guided on pulleys (flexible):	10 x d
Temperature range fixed laying:	-50/+90 °C
flexible application:	-40/+90 °C
Halogen-free:	acc. to IEC 60754-1 + VDE 0482-754-1
Fire performance:	flame retardant and self-extinguishing acc. to IEC 60332-1-2 + VDE 0482-332-1-2
Oil resistance:	very good - TPU acc. to EN 50363-10-2 + VDE 0207-363-10-2
Chemical resistance:	good against acids, alkalines, solvents, hydraulic liquids, etc.
Sunlight resistance:	very good - enhanced due to black sheath colour
Tensile strength:	with reference to VDE 0298-3 section 7.1
Mechanical characteristics:	the main mechanical characteristics accomplished by the PUR outer sheath are: - high tensile strength - high tear strength - high abrasion resistance - high notch resistance
Absence of harmful substances:	acc. to RoHS directive of the European Union

item no.	no. of cores x cross section n x mm ²	outer-ø ± 5% mm	copper figure kg/km	cable weight ≈ kg/km	tensile strength max. N	min breaking load of suspension unit N
07182005	20 x 0,50	12,8	161,4	258	150	1600
07182505	25 x 0,50	14,9	192,7	331	187	1700
07182507	25 x 0,75	16,9	281,2	442	281	2000
07180410	4 x 1,00	8,0	62,2	103	60	1100
07181210	12 x 1,00	15,0	188,2	317	180	2000
07181810	18 x 1,00	14,5	237,2	348	270	2200
07182510	25 x 1,00	17,8	355,8	522	375	2400
07182610	26 x 1,00	17,8	365,4	533	390	2400
07180415	4 x 1,50	8,9	86,3	133	90	1340
07180515	5 x 1,50	10,2	120,8	175	112	1690
07180715	7 x 1,50	11,9	157,3	237	157	2150
07181215	12 x 1,50	16,9	274,0	419	270	2600
07181415	14 x 1,50	16,3	301,7	439	315	2600
07181615	16 x 1,50	16,3	330,5	451	360	2600
07181815	18 x 1,50	16,4	359,7	484	405	2600
07182415	24 x 1,50	18,2	463,3	618	540	2800
07183015	30 x 1,50	23,4	586,4	841	675	2900
07183715	37 x 1,50	22,2	681,1	893	832	3200
07180425	4 x 2,50	10,8	144,7	201	150	1345
07180525	5 x 2,50	11,9	176,5	248	187	2100
07180725	7 x 2,50	13,7	232,5	332	262	2500
07181225	12 x 2,50	19,9	418,0	610	450	2900
07181825	18 x 2,50	19,5	561,7	709	675	3450
07182425	24 x 2,50	23,6	730,4	950	900	2600
07183025	30 x 2,50	26,8	892,0	1187	1125	4200

item no.	no. of cores x cross section n x mm ²	outer-ø ± 5% mm	copper figure kg/km	cable weight ≈ kg/km	tensile strength max. N	min breaking load of suspension unit N
07183625	36 x 2,50	26,1	1035,8	1280	1350	5000
07184825	48 x 2,50	30,7	1353,0	1726	1800	6500
07185625	56 x 2,50	32,6	1547,8	1909	2100	7900
07180440	4 x 4,00	12,3	210,3	284	240	1690
07180540	5 x 4,00	13,7	256,5	346	300	2200
07180740	7 x 4,00	16,3	372,9	500	420	2600
07180460	4 x 6,00	13,7	302,9	388	360	1860
07180560	5 x 6,00	15,7	389,1	492	450	2300
07180760	7 x 6,00	18,9	518,7	690	630	2600
07180470	4 x 10,0	18,1	499,7	656	600	2900
07180570	5 x 10,0	20,3	609,5	808	750	3000
07180480	4 x 16,0	22,3	757,7	985	960	2800
07180580	5 x 16,0	24,9	926,6	1207	1200	3000
07180490	4 x 25,0	27,0	1131,6	1447	1500	3300
07180495	4 x 35,0	30,8	1542,9	1970	2100	3300
07180496	4 x 50,0	35,3	2147,7	2761	3000	3800


Other dimensions and colours are possible on request.
Please mention the required winding length when placing the order.

Reeling cables

DR 721 P



BRÜCKSKES · D-VIERSEN · DR 721 P 4 G 2,5 mm² CE



Marking for DR 721 P 07210425:

SAB BRÜCKSKES · D-VIERSEN · DR 721 P 4 G 2,5 mm² CE

Application: The DR 721 P is used for spring cable and motor cable reels, hoists, transport systems and farm vehicles with medium mechanical stress.

Construction:

Conductor:	bare copper strands acc. to IEC 60228, VDE 0295, class 5
Insulation:	special polymer
Colour code:	coloured acc. to HD 308 (VDE 0293-308), from 6 cores black cores with consecutive numbers acc. to EN 50334 + VDE 0293-334, from 3 cores a green-yellow earth wire
Stranding:	specially adjusted layering
Inner sheath:	PUR, TPU acc. to EN 50363-10-2 + VDE 0207-363-10-2
Supporting screen:	high-tech yarn
Sheath material:	PUR, TPU acc. to EN 50363-10-2 + VDE 0207-363-10-2
Sheath colour:	black (RAL 9005)

Outstanding features:



- high winding and unwinding strength
- corresponds to low voltage guideline 73/23/EWG CE
- small outer diameter
- small cable weight

Technical data:

Nominal voltage:	U ₀ /U 0,6/1 kV
Testing voltage:	core/core 4000 V
Current-carrying capacity:	acc. to VDE 0298-4
Min. bending radius <i>for laying and installation</i> <i>(fixed laying):</i>	6 x d
<i>for repeated winding action</i> <i>(flexible):</i>	10 x d
<i>guided on pulleys</i> <i>(flexible):</i>	12 x d
Temperature range <i>fixed laying:</i>	-50/+90 °C
<i>flexible:</i>	-40/+90 °C
Fire performance:	flame retardant and self-extinguishing acc. to IEC 60332-1-2 und EN 60332-1-2
Oil resistance:	very good - TPU acc. to EN 50363-10-2 + VDE 0207-363-10-2
Chemical resistance:	very good against acids, alkaline solutions, solvents and hydraulic liquids, etc.
Weather resistance:	very good
Sunlight resistance:	very good - enhanced due to black sheath colour
Tensile strength:	acc. to VDE 0298-3 section 7.1
Mechanical characteristics:	the main mechanical characteristics accomplished by the PUR outer sheath are: - high tensile strength - high tear strength - high abrasion resistance - high notch resistance
Absence of harmful substances:	acc. to RoHS directive of the European Union

item no.	no. of cores x cross section n x mm ²	outer-ø ± 5% mm	copper figure kg/km	cable weight ≈ kg/km
07210415	4 G 1,50	8,8	57,6	116
07210515	5 G 1,50	9,6	72,0	140
07210715	7 G 1,50	11,7	100,8	203
07211215	12 G 1,50	16,4	172,8	339
07211815	18 G 1,50	16,3	259,2	427
07212415	24 G 1,50	19,6	345,6	571
07213615	36 G 1,50	22,1	518,4	798
07210425	4 G 2,50	10,2	96,0	168
07210525	5 G 2,50	11,2	120,0	205
07210725	7 G 2,50	13,6	168,0	297
07211225	12 G 2,50	19,4	288,0	507
07211825	18 G 2,50	19,4	432,0	634
07212425	24 G 2,50	23,6	576,0	854

item no.	no. of cores x cross section n x mm ²	outer-ø ± 5% mm	copper figure kg/km	cable weight ≈ kg/km
07213625	36 G 2,50	26,4	864,0	1196
07210440	4 G 4,00	12,4	153,6	256
07210460	4 G 6,00	14,4	230,4	363
07210560	5 G 6,00	15,6	288,0	438
07210470	4 G 10,0	17,9	384,0	585
07210480	4 G 16,0	22,4	614,4	905
07210580	5 G 16,0	25,0	768,0	1131
07210390	3 x 25,0			
	+ 3 G 6,00	24,2	892,8	1178
07210395	3 x 35,0			
	+ 3 G 6,00	28,0	1180,8	1568
07210396	3 x 50,0			
	+ 3 G 10,0	31,6	1728,0	2240

Other dimensions and colours are possible on request.
Please mention the required winding length when placing the order.



Marking for DR 720 P Highflex 07200425:

SAB BRÖCKSKES · D-VIERSEN · DR 720 P Highflex 4 G 2,5 mm² CE

Application: The DR 720 P Highflex is used for heavy appliances as for example motor cable reels hoists, transport systems, movable motors and farm vehicles with high mechanical stress.

Construction:

Conductor:	bare copper strands acc. to IEC 60228, VDE 0295, class 5
Insulation:	special polymer
Colour code:	coloured acc. to HD 308 (VDE 0293-308), from 6 cores black cores with consecutive numbers acc. to EN 50334 + VDE 0293-334, from 3 cores a green-yellow earth wire
Stranding:	specially adjusted layering around central suspension unit
Inner sheath:	PUR, TPU acc. to EN 50363-10-2 + VDE 0207-363-10-2
Supporting screen:	high-tech yarn
Sheath material:	PUR, TPU acc. to EN 50363-10-2 + VDE 0207-363-10-2
Sheath colour:	black (RAL 9005)

Outstanding features:



- path feed rate up to 120 m/min.
- extrem highly winding and unwinding strength
- corresponds to low voltage guideline 73/23/EWG CE
- small outer diameter
- small cable weight

Technical data:

Nominal voltage:	U ₀ /U 0,6/1 kV
Testing voltage:	core/core 4000 V
Current-carrying capacity:	acc. to VDE 0298-4
Min. bending radius <i>for laying and installation (fixed laying):</i>	≤ 12 mm 3 x d / >12 mm 4 x d
<i>for repeated winding action (flexible):</i>	6 x d
<i>guided on pulleys (flexible):</i>	7,5 x d
Temperature range <i>fixed laying:</i>	-50/+90 °C
<i>flexible application:</i>	-40/+90 °C
Halogen-free:	acc. to IEC 60754-1 + VDE 0482-754-1
Fire performance:	flame retardant and self-extinguishing acc. to IEC 60332-1-2 + VDE 0482-332-1-2
Oil resistance:	very good - TPU acc. to EN 50363-10-2 + VDE 0207-363-10-2
Chemical resistance:	good against acids, alkalines, solvents, hydraulic liquids, etc.
Weather resistance:	very good
Sunlight resistance:	very good - enhanced due to black sheath colour
Tensile strength:	acc. to VDE 0298-3 section 7.1
Mechanical characteristics:	the main mechanical characteristics accomplished by the PUR outer sheath are: - high tensile strength - high tear strength - high abrasion resistance - high notch resistance
Absence of harmful substances:	acc. to RoHS directive of the European Union

item no.	no. of cores x cross section n x mm ²	outer-ø ± 5% mm	copper figure kg/km	cable weight ≈ kg/km	min breaking load of suspension unit N
07200415	4 G 1,50	9,0	57,6	119	1340
07200515	5 G 1,50	9,8	72,0	142	1690
07200715	7 G 1,50	11,8	100,8	204	2150
07201215	12 G 1,50	16,6	172,8	359	2600
07201815	18 G 1,50	16,4	259,2	430	2600
07202415	24 G 1,50	19,5	345,6	575	2700
07200425	4 G 2,50	10,4	96,0	170	1345
07200525	5 G 2,50	11,6	120,0	213	2100
07200725	7 G 2,50	13,8	168,0	299	2500
07201225	12 G 2,50	19,6	288,0	531	2900
07201825	18 G 2,50	19,7	432,0	641	3450
07202425	24 G 2,50	23,8	576,0	879	2700
07203025	30 G 2,50	26,6	720,0	1099	4200
07203625	36 G 2,50	26,7	864,0	1208	4750
07205025	50 G 2,50	32,4	1200,0	1739	6750

item no.	no. of cores x cross section n x mm ²	outer-ø ± 5% mm	copper figure kg/km	cable weight ≈ kg/km	min breaking load of suspension unit N
07200440	4 G 4,00	12,4	153,6	255	1690
07201240	12 G 4,00	24,0	460,8	835	5000
07200460	4 G 6,00	14,8	230,4	369	1860
07200470	4 G 10,0	18,2	384,0	592	2300
07200480	4 G 16,0	22,7	614,4	915	2800
07200390	3 x 25,0				
	+ 3 G 6,00	24,3	892,8	1188	3300
07200490	4 G 25,0	26,9	960,0	1351	3300
07200395	3 x 35,0				
	+ 3 G 6,00	28,1	1180,8	1577	3300
07200495	4 G 35,0	31,5	1344,0	1893	3300
07200396	3 x 50,0				
	+ 3 G 10,0	31,9	1728,0	2264	3800

Other dimensions and colours are possible on request.
Please mention the required winding length when placing the order.

Reeling cables

DR 730 P Highflex



Marking for DR 730 P Highflex 07300425:

SAB BRÖCKSKES · D-VIERSEN · DR 730 P Highflex 4 G 2,5 mm² AWM Style 21897 80°C cUL AWM I/II A/B 80°C 600V FT1 FT2 CE

Application: The DR 730 P Highflex is used for heavy appliances as for example motor cable reels hoists, transport systems, movable motors and farm vehicles with high mechanical stress.

Construction:

Conductor:	bare copper strands acc. to IEC 60228, VDE 0295, class 5
Insulation:	special polymer
Colour code:	coloured acc. to HD 308 (VDE 0293-308), from 6 cores black cores with consecutive numbers acc. to EN 50334 + VDE 0293-334, from 3 cores a green-yellow earth wire
Stranding:	specially adjusted layering around central suspension unit
Inner sheath:	PUR, TMPU acc. to EN 50363-10-2 + VDE 0207-363-10-2
Supporting screen:	high-tech yarn
Sheath material:	PUR, TMPU acc. to EN 50363-10-2 + VDE 0207-363-10-2
Sheath colour:	black (RAL 9005)

Technical data:

Nominal voltage DIN VDE:	U ₀ /U 0,6/1 kV	
Voltage UL:	1000 V	
Voltage cUL:	600 V	
Testing voltage:	core/core 4000 V	
Current-carrying capacity:	acc. to VDE 0298-4	
Min. bending radius for laying and installation (fixed laying):	≤ 12 mm 3 x d / >12 mm 4 x d	
for repeated winding action (flexible):	6 x d	
guided on pulleys (flexible):	7,5 x d	
Temperature range	DIN VDE	UL/cUL: up to +80°C
fixed laying:	-50/+90 °C	
flexible application:	-40/+90 °C	
Halogen-free:	acc. to IEC 60754-1 + VDE 0482-754-1	
Fire performance:	flame retardant and self-extinguishing acc. to IEC 60332-1-2 + VDE 0482-332-1-2, cUL FT1 FT2	
Oil resistance:	very good - TMPU acc. to EN 50363-10-2 + VDE 0207-363-10-2	
Chemical resistance:	good against acids, alkalines, solvents, hydraulic liquids, etc.	
Weather resistance:	very good	
Sunlight resistance:	very good - enhanced due to black sheath colour	
Tensile strength:	acc. to VDE 0298-3 section 7.1	
Mechanical characteristics:	the main mechanical characteristics accomplished by the PUR outer sheath are: - high tensile strength - high tear strength - high abrasion resistance - high notch resistance	
Absence of harmful substances:	acc. to RoHS directive of the European Union	

Outstanding features:



- UL recognized - Style 21897
- cUL recognized
- path feed rate up to 120 m/min.
- extrem highly winding and unwinding strength
- corresponds to low voltage guideline 73/23/EWG CE
- small outer diameter
- small cable weight

item no.	no. of cores x cross section n x mm ²	outer-ø ± 5% mm	copper figure kg/km	cable weight ≈ kg/km	min breaking load of suspension unit N
07300415	4 G 1,50	10,2	57,6	146	1340
07300515	5 G 1,50	11,0	72,0	169	1690
07300715	7 G 1,50	12,5	100,8	224	2150
07301215	12 G 1,50	16,9	172,8	381	2600
07301815	18 G 1,50	17,1	259,2	455	2600
07300425	4 G 2,50	11,3	96,0	194	1345
07300525	5 G 2,50	12,3	120,0	229	2100
07300725	7 G 2,50	14,0	168,0	308	2500
07301225	12 G 2,50	19,6	288,0	547	2900
07301825	18 G 2,50	19,6	432,0	650	3450
07302425	24 G 2,50	23,9	576,0	892	2700
07303625	36 G 2,50	26,9	864,0	1224	4200

item no.	no. of cores x cross section n x mm ²	outer-ø ± 5% mm	copper figure kg/km	cable weight ≈ kg/km	min breaking load of suspension unit N
07300440	4 G 4,00	12,9	153,6	270	1690
07301240	12 G 4,00	24,0	460,8	835	5000
07300460	4 G 6,00	14,7	230,4	371	1860
07300470	4 G 10,0	18,0	384,0	608	2300
07300480	4 G 16,0	23,6	614,4	984	2800
07300390	3 x 25,0				
	+ 3 G 6,00	25,0	892,8	1244	3300
07300395	3 x 35,0				
	+ 3 G 6,00	28,3	1180,8	1620	3300
07300495	4 G 35,0	31,5	1344,0	1893	3300

Other dimensions and colours are possible on request.
Please mention the required winding length when placing the order.

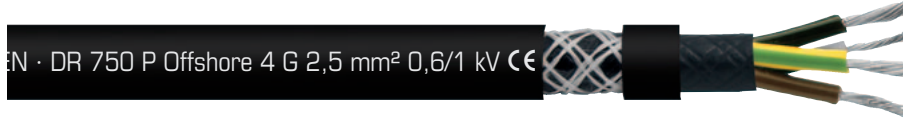


**Hybrid cable
on request!**

Reeling cables

DR 750 P Offshore

PUR reeling cable for offshore applications



Marking for DR 750 P Offshore 07500425:

SAB BRÖCKSKES · D-VIERSEN · DR 750 P Offshore 4 G 2,5 mm² 0,6/1 kV CE

Application: The DR 750 P Offshore is used as reeling cable in offshore areas, for spring and motor cable reels in lifting and handling equipment on offshore platforms or ships.

Construction:

Conductor:	tinned copper strands acc. to IEC 60228, VDE 0295, class 5
Insulation:	special polymer
Colour code:	coloured acc. to HD 308 (VDE 0293-308), from 6 cores black cores with consecutive numbers acc. to EN 50334 + VDE 0293-334, from 3 cores a green-yellow earth wire
Stranding:	specially adjusted layering
Inner sheath:	PUR, TPU acc. to EN 50363-10-2 + VDE 0207-363-10-2
Supporting screen:	high-tech yarn
Sheath material:	PUR, TPU acc. to EN 50363-10-2 + VDE 0207-363-10-2
Sheath colour:	black (RAL 9005) mat

Technical data:

Nominal voltage:	U ₀ /U 0,6/1 kV
Testing voltage:	core/core 4000 V
Min. bending radius	
<i>fixed laying:</i>	5 x d
<i>flexible:</i>	10 x d
<i>for repeated winding action</i>	
<i>(flexible):</i>	10 x d
<i>guided on pulleys</i>	
<i>(flexible):</i>	15 x d
Temperature range	
<i>flexible:</i>	-40/+90 °C lower temperatures on request SAB
Halogen and fluorine content:	acc. to IEC 60754-1 + EN 60754-1
Fire performance:	flame retardant and self-extinguishing acc. to IEC 60332-1-2 + VDE 0482-332-1-2
Oil resistance:	very good - TPU acc. to EN 50363-10-2 + VDE 0207-363-10-2
MUD resistance:	very good - acc. to IEC 60092-350, IEC 61892-4, NEK TS 606
Chemical resistance:	very good against acids, alkaline solutions, solvents and hydraulic liquids, etc.
Weather resistance:	very good
Sunlight resistance:	very good - enhanced due to black sheath colour
Absence of harmful substances:	acc. to RoHS directive of the European Union

Outstanding features:



- suitable for offshore applications
- extrem highly winding and unwinding strength
- small outer diameter
- small cable weight
- flame retardant and self-extinguishing
- asbestos-free

item no.	no. of cores x cross section n x mm ²	outer-ø ± 5% mm	copper figure kg/km	cable weight ≈ kg/km	min breaking load of suspension unit N
07500210	2 x 1,00	10,3	19,2	118	500
07500410	4 G 1,00	10,9	38,4	140	1100
07501210	12 G 1,00	18,6	115,2	410	2000
07500315	3 G 1,50	10,9	43,2	144	1000
07500415	4 G 1,50	11,6	57,6	167	1340
07500715	7 G 1,50	14,7	100,8	273	2150
07501215	12 G 1,50	20,0	172,8	510	2600
07501815	18 G 1,50	20,0	259,2	523	3375
07500325	3 G 2,50	11,7	72,0	181	1200
07500425	4 G 2,50	13,0	96,0	220	1345
07500440	4 G 4,00	14,4	153,6	296	2000
07500460	4 G 6,00	15,8	230,4	390	3000
07500461	4 G 10,0	19,0	384,0	611	5000
07500462	4 G 16,0	22,9	614,4	907	8000
07500463	4 G 25,0	27,0	960,0	1362	12500
07500464	4 G 35,0	30,8	1344,0	1804	17500
07500465	4 G 50,0	34,6	1920,0	2548	25000
07500466	4 G 70,0	41,2	2688,0	3449	35000

Other dimensions and colours are possible on request.

Please mention the required winding length when placing the order.

Reeling cables

DR 724 P Spreader

PUR Reeling cable for spreader application



BKES · D-VIERSEN · DR 724 P Spreader 46 G 1,0 mm² CE



Marking for DR 724 P Spreader 07244610:

SAB BRÜCKSKES · D-VIERSEN · DR 724 P Spreader 46 G 1,0 mm² CE

Application: The DR 724 P Spreader is for use in reeling applications with heavy duty mechanical stress e.g. in motor driven drums in container cranes.

Construction:

Conductor:	bare copper strands acc. to IEC 60228, VDE 0295, class 5
Insulation:	special polymer
Colour code:	coloured acc. to HD 308 (VDE 0293-308), from 6 cores black cores with consecutive numbers acc. to EN 50334 + VDE 0293-334, from 3 cores a green-yellow earth wire
Stranding:	specially adjusted layering around central Aramid suspension unit
Inner sheath:	PUR, TPU acc. to EN 50363-10-2 + VDE 0207-363-10-2
Torsion protecting net:	Aramid
Sheath material:	PUR, TPU acc. to EN 50363-10-2 + VDE 0207-363-10-2
Sheath colour:	black (RAL 9005)

Technical data:

Nominal voltage:	Uo/U 0.6/1 kV
Testing voltage:	core/core 4000 V
Min. bending radius <i>for laying and installation</i> <i>(fixed laying):</i>	5 x d
<i>for repeated winding action</i> <i>(flexible):</i> <i>guided on pulleys</i> <i>(flexible):</i>	7,5 x d 10 x d
Temperature range <i>fixed laying:</i>	-50/+90 °C
<i>flexible application:</i>	-40/+90 °C
Halogen-free:	acc. to IEC 60754-1 + VDE 0482-754-1
Fire performance:	flame retardant and self-extinguishing acc. to IEC 60332-1-2 + VDE 0482-332-1-2
Oil resistance:	very good - TPU acc. to EN 50363-10-2 + VDE 0207-363-10-2
Chemical resistance:	good against acids, alkalines, solvents, hydraulic liquids, etc.
Weather resistance:	very good
Sunlight resistance:	very good - enhanced due to black sheath colour
Tensile strength:	acc. to VDE 0298-3 section 7.1
Mechanical characteristics:	the main mechanical characteristics accomplished by the PUR outer sheath are: - high tensile strength - high tear strength - high abrasion resistance - high notch resistance
Absence of harmful substances:	acc. to RoHS directive of the European Union

Outstanding features:



- path feed rate up to 240 m/min.
- extrem highly winding and unwinding strength
- for high mechanical stress in reeling processes
- small outer diameter
- small cable weight
- flame retardant and self-extinguishing

item no.	no. of cores x cross section n x mm ²	outer-ø ± 5% mm	copper figure kg/km	cable weight ≈ kg/km	tensile strength central suspension unit max. kN
07244610	46 G 1,00	28,2	441,6	992	25
07244910	49 G 1,00	30,7	470,4	1130	25
07242425	24 G 2,50	24,3	576,0	908	25
07243025	30 G 2,50	28,1	720,0	1199	25
07243625	36 G 2,50	32,5	864,0	1473	25
07244225	42 G 2,50	35,8	1008,0	1770	25
07244425	44 G 2,50	37,0	1056,0	1877	25
07245625	56 G 2,50	45,7	1344,0	2665	25

Other dimensions and colours are possible on request.

Please mention the required winding length when placing the order.

Cables for lifting and crane systems

Spreader 722

Control cable hoisting cages in crane systems



ERC

Marking for Spreader 722 07224225:

SAB BRÖCKSKES · D-VIERSEN · Spreader 722 42 G 2,5 mm²

Application: Cable for carriers for example spreaders with high mechanical stress and vertical cage operation.

Construction:

Conductor:	bare copper strands
Insulation:	PVC
Colour code:	black cores with consecutive numbers acc. to EN 50334 + VDE 0293-334 and a green-yellow earth wire
Suspension unit:	Armid braided with lead, 50 m of the suspended cable are supported by a 5 times safety calculation
Stranding:	cores are twisted to bundles with lead cord in the centre
Wrapping:	overlapping non-woven tape
Stranding:	bundle and lead cords twisted, suspension unit in the centre
Wrapping:	overlapping non-woven tape
Sheath material:	PUR, TMPU acc. to EN 50363-10-2 + VDE 0207-363-10-2
Sheath colour:	black (RAL 9005)

Technical data:

Nominal voltage:	U ₀ /U 300/500 V
Testing voltage:	core/core 2000 V
Temperature range	
<i>fixed laying:</i>	-20/+60 °C
<i>flexible application:</i>	-20/+60 °C
<i>max. allowed operating temperature at conductor:</i>	+70 °C
<i>short circuit temperature at conductor:</i>	+150 °C
Tensile strength:	max. 15 N/mm ² x sum of all cable sections
Recommended cage dimensions:	cage diameter min. 30 x d, cage height approx. 45 x d
Travel speed hoisting gear:	max. 160 m/min.
Oil resistance:	very good - TMPU acc. to EN 50363-10-2 + VDE 0207-363-10-2
Weather resistance:	appropriate for applications in dry, damp and wet rooms as well as in the open-air with a very good resistance against ozone, UV radiation and humidity

Due to the lead cord this cable isn't free of harmful substances acc. to RoHS directive of the European Union

Outstanding features:



- for hoisting cage applications
- high breaking load of supporting unit
- oil resistant
- weather resistant

item no.	no. of cores x cross section n x mm ²	outer-ø ± 10% mm	copper figure kg/km	cable weight ≈ kg/km
07224810	48 G 1,00	32,1	460,8	1951
07222425	24 G 2,50	29,7	576,0	1660
07223025	30 G 2,50	32,9	720,0	2016
07223625	36 G 2,50	36,2	864,0	2567
07224225	42 G 2,50	39,2	1008,0	3177
07224825	48 G 2,50	41,9	1152,0	3556
07222035	20 G 3,50	30,9	633,6	1722
07222435	24 G 3,50	33,2	760,3	2073
07223035	30 G 3,50	37,0	950,4	2565
07223635	36 G 3,50	40,2	1140,5	3218

Other dimensions and colours are possible on request.

Cables for lifting and crane systems

Festoon 715 P

PUR cable for flexible application in festoon systems



Marking for Festoon 715 P 07150162:

SAB BRÖCKSKES · D-VIERSEN · Festoon 715 P 1x16.0 mm² CE and current meter marking



Marking for Festoon 715 P 07151825:

SAB BRÖCKSKES · D-VIERSEN · Festoon 715 P 18 G 2,5 mm² CE and current meter marking

Application: The Festoon 715 P cable is applied for high mechanical stress. It is particularly suitable for use in cable roller assemblies.

Construction:

Conductor:	bare copper strands acc. to IEC 60228, VDE 0295, class 5
Insulation:	TPE
Colour code:	single core black, from 2 conductors coloured acc. to HD 308 (VDE 0293-308), from 6 cores black cores with consecutive numbers acc. to EN 50334 + VDE 0293-334, from 3 cores a green-yellow earth wire
Stranding:	specially adjusted layering with a suspension unit (single core cables without a suspension unit)
Wrapping:	non-woven tape
Sheath material:	PUR, TMPU acc. to EN 50363-10-2 + VDE 0207-363-10-2
Sheath colour:	black (RAL 9005)

Technical data:

Nominal voltage:	U ₀ /U 0,6/1 kV
Testing voltage:	core/core 4000 V
Min. bending radius:	6 x d
Continuous tensile strength:	max. 15 N/mm ² acc. to DIN VDE 0298 part 3 section 7.1
Temperature range	
<i>fixed laying:</i>	-50/+90 °C
<i>flexible application:</i>	-40/+90 °C
Halogen-free:	acc. to IEC 60754-1 + VDE 0482-754-1
Oil resistance:	very good - TMPU acc. to EN 50363-10-2 + VDE 0207-363-10-2
Chem. resistance:	good against acids, alkalines, solvents, hydraulic liquids etc.
Continuous flexibility:	very good
Weather resistance:	very good
Absence of harmful substances:	acc. to RoHS directive of the European Union

Outstanding features:



- path feed rate in cable roller assemblies up to 240 m/min.
- very abrasion resistant
- halogen-free
- small outer diameter
- simple reeling operation permitted

item no.	no. of cores x cross section n x mm ²	largest single wire ø mm	outer-ø ± 5% mm	copper figure kg/km	cable weight ≈ kg/km
07150315	3 G 1,50	0,26	7,3	43,2	76
07150415	4 G 1,50	0,26	7,9	57,6	94
07150515	5 G 1,50	0,26	8,8	72,0	117
07150715	7 G 1,50	0,26	10,4	100,8	167
07151215	12 G 1,50	0,26	12,5	172,8	245
07151815	18 G 1,50	0,26	15,1	259,2	367
07152415	24 G 1,50	0,26	17,5	345,6	510
07153015	30 G 1,50	0,26	18,7	432,0	593
07150325	3 G 2,50	0,26	8,1	72,0	106
07150425	4 G 2,50	0,26	8,8	96,0	134
07150525	5 G 2,50	0,26	10,1	120,0	170
07150725	7 G 2,50	0,26	12,0	168,0	243
07151225	12 G 2,50	0,26	14,5	288,0	368
07151825	18 G 2,50	0,26	17,3	432,0	543
07152425	24 G 2,50	0,26	20,2	576,0	798
07153025	30 G 2,50	0,26	21,4	720,0	862
07150440	4 G 4,00	0,31	10,7	153,6	206
07150460	4 G 6,00	0,31	12,1	230,4	287
07150361	3 G 10,00	0,41	14,3	288,0	381
07150461	4 G 10,00	0,41	15,8	384,0	492

item no.	no. of cores x cross section n x mm ²	largest single wire ø mm	outer-ø ± 5% mm	copper figure kg/km	cable weight ≈ kg/km
07150561	5 G 10,00	0,41	17,3	480,0	604
07150162	1 x 16,00	0,41	8,7	153,6	179
07150362	3 G 16,00	0,41	17,5	460,8	564
07150462	4 G 16,00	0,41	19,1	614,4	754
07150562	5 G 16,00	0,41	21,8	768,0	942
07150163	1 x 25,00	0,41	10,1	240,0	264
07150463	4 G 25,00	0,41	23,7	960,0	1136
07150563	5 G 25,00	0,41	26,3	1200,0	1418
07150164	1 x 35,00	0,41	12,1	226,0	377
07150464	4 G 35,00	0,41	27,7	1344,0	1591
07150165	1 x 50,00	0,41	13,5	480,0	533
07150465	4 G 50,00	0,41	31,5	1920,0	2262
07150166	1 x 70,00	0,41	16,0	672,0	717
07150167	1 x 95,00	0,51	18,9	912,0	990
07150168	1 x 120,00	0,51	20,8	1152,0	1203
07150169	1 x 150,00	0,51	22,7	1440,0	1500
07150170	1 x 185,00	0,51	24,8	1776,0	1819
07150171	1 x 240,00	0,51	28,5	2304,0	2433
0715	3 x 50,00 + 3 G 10,00	0,41	28,0	1728,0	1971

Other dimensions and colours are possible on request.

Cables for lifting and crane systems

Festoon 716 CP

PUR cable with overall copper screen for flexible application in festoon systems



Marking for Festoon 716 CP 07160162:

SAB BRÜCKSKES · D-VIERSEN · Festoon 716 CP 1x25.0 mm² CE and current meter marking



Marking for Festoon 716 CP 07161825:

SAB BRÜCKSKES · D-VIERSEN · Festoon 716 CP 18 G 2,5 mm² CE and current meter marking

Application: The Festoon 716 CP cable is applied for high mechanical stress. It is particularly suitable for use in cable roller assemblies.

Construction:

Conductor:	bare copper strands acc. to IEC 60228, VDE 0295, class 5
Insulation:	TPE
Colour code:	single core black, from 2 conductors coloured acc. to HD 308 (VDE 0293-308), from 6 cores black cores with consecutive numbers acc. to EN 50334 + VDE 0293-334, from 3 cores a green-yellow earth wire
Stranding:	specially adjusted layering with a suspension unit (single core cables without a suspension unit)
Wrapping:	non-woven tape
Screen:	tinned copper braiding
Wrapping:	non-woven tape
Sheath material:	PUR, TPU acc. to EN 50363-10-2 + VDE 0207-363-10-2
Sheath colour:	black (RAL 9005)

Technical data:

Nominal voltage:	U ₀ /U 0,6/1 kV
Testing voltage:	core/core 4000 V core/screen 4000 V
Min. bending radius:	7,5 x d
Continuous tensile strength:	max. 15 N/mm ² acc. to DIN VDE 0298 part 3 section 7.1
Temperature range	
<i>fixed laying:</i>	-50/+90 °C
<i>flexible application:</i>	-40/+90 °C
Halogen-free:	acc. to IEC 60754-1 + VDE 0482-754-1
Oil resistance:	very good - TPU acc. to EN 50363-10-2 + VDE 0207-363-10-2
Chem. resistance:	good against acids, alkalines, solvents, hydraulic liquids etc.
Continuous flexibility:	very good
Weather resistance:	very good
Absence of harmful substances:	acc. to RoHS directive of the European Union

Outstanding features:



- path feed rate in cable roller assemblies up to 240 m/min.
- very good EMC characteristics
- very abrasion resistant
- halogen-free
- small outer diameter
- simple reeling operation permitted

item no.	no. of cores x cross section n x mm ²	largest single wire ø mm	outer-ø ± 5% mm	copper figure kg/km	cable weight ≈ kg/km
07160215	2 x 1,50	0,26	7,5	49,1	81
07160715	7 G 1,50	0,26	11,2	152,5	202
07161215	12 G 1,50	0,26	13,3	234,0	286
07161815	18 G 1,50	0,26	16,3	358,2	443
07160425	4 G 2,50	0,26	10,2	141,8	177
07160525	5 G 2,50	0,26	11,1	167,1	206
07161225	12 G 2,50	0,26	15,7	356,9	424
07161825	18 G 2,50	0,26	19,0	546,4	643
07160440	4 G 4,00	0,31	12,1	206,2	259
07160460	4 G 6,00	0,31	14,2	292,5	366
07160461	4 G 10,00	0,41	17,7	494,9	600
07160462	4 G 16,00	0,41	22,0	749,7	903
07160163	1 x 25,00	0,41	11,0	294,0	306
07160463	4 G 25,00	0,41	25,8	1121,8	1302
07160464	4 G 35,00	0,41	29,8	1537,5	1790
07160165	1 x 50,00	0,41	14,6	577,2	607
07160465	4 G 50,00	0,41	33,4	2129,6	2460
07160166	1 x 70,00	0,41	17,1	783,1	802
07160167	1 x 95,00	0,51	20,0	1049,9	1095
07160168	1 x 120,00	0,51	21,9	1293,1	1311

Other dimensions and colours are possible on request.

Lift Control Cables

SAB Lift SAB Lift ST

Lift control cable
with sisal cord as suspension unit

Lift control cable
with steel center as suspension unit

elevated economic
efficiency

highest
hanging lengths



Marking for SAB Lift 37902410:

SAB BRÖCKSKES · D-VIERSEN · SAB Lift 24 x 1,0 mm² CE



Marking for SAB Lift ST 37912410:

SAB BRÖCKSKES · D-VIERSEN · SAB Lift ST 24 x 1,0 mm² CE

Construction:

Conductor:	bare copper strands acc. to IEC 60228, VDE 0295, class 6	
Insulation:	special PVC	
Colour code:	black cores with consecutive numbers acc. to EN 50334 + VDE 0293-334 and a green-yellow earth wire	
Strain relief:	SAB Lift sisal cord	SAB Lift ST steel rope
Stranding:	SAB Lift sisal cord as core, optimized twisting of the conductors in layers	SAB Lift ST steel rope as core,
Wrapping:	non-woven tape on each layer with overlap wrapping	
Torsion protecting:	special braid	
Sheath material:	special PVC	
Sheath colour:	black (RAL 9005)	

Technical data:

Nominal voltage:	Uo/U 300/500 V
Testing voltage:	core/core 2000 V
Min. bending radius:	15 x d
Temperature range <i>fixed laying:</i>	-30/+70 °C
<i>flexible application:</i>	-15/+70 °C
Fire performance:	flame retardant and self-extinguishing acc. to IEC 60332-1-2 + VDE 0482-332-1-2
Suspended height:	SAB Lift up to 60 m
	SAB Lift ST up to 200 m
Absence of harmful substances:	acc. to RoHS directive of the European Union

Outstanding features:



- long service life
- flame retardant and self-extinguishing
- **SAB Lift**
elevated economic efficiency
- **SAB Lift ST**
highest hanging lengths

Possible on request:



- with total copper braiding
- with different conductor and sheath colours

SAB Lift

item no.	no. of cores x cross section n x mm ²	medium outer-ø ø mm	copper figure kg/km	cable weight ≈ kg/km	ohmic resistance at 20 °C max. Ω/km
37900510	5 x 1,00	11,1	48,0	150	19,5
37900710	7 x 1,00	11,6	67,2	179	19,5
37900910	9 x 1,00	13,0	86,4	226	19,5
37901210	12 x 1,00	15,4	115,2	308	19,5
37901810	18 x 1,00	20,7	172,8	480	19,5
37902410	24 x 1,00	20,7	230,4	549	19,5
37903010	30 x 1,00	21,9	288,0	653	19,5
37901215	12 x 1,50	18,2	172,8	419	19,5
37905215	52 x 1,50	34,3	748,8	1712	19,5
37901225	12 x 2,50	23,4	288,0	688	19,5

Other dimensions and colours are possible on request.

SAB Lift ST

item no.	no. of cores x cross section n x mm ²	medium outer-ø ø mm	copper figure kg/km	cable weight ≈ kg/km	ohmic resistance at 20 °C max. Ω/km
37912407	24 x 0,75	17,1	172,8	417	19,5
37910510	5 x 1,00	9,3	48,0	133	19,5
37910710	7 x 1,00	10,4	67,2	174	19,5
37910910	9 x 1,00	11,9	86,4	266	19,5
37911210	12 x 1,00	14,8	115,2	375	19,5
37911810	18 x 1,00	17,4	172,8	460	19,5
37912410	24 x 1,00	17,6	230,4	536	19,5
37913010	30 x 1,00	20,6	288,0	721	19,5

Other dimensions and colours are possible on request.

Lift Control Cables

SABIX® Lift

halogen-free lift control cable
with sisal cord as suspension unit

SABIX® Lift ST

halogen-free lift control cable
with steel center as suspension unit

with improved
fire performance

highest
hanging lengths



Marking for SABIX® Lift 53902410:

SAB BRÜCKSKES · D-VIERSEN · SABIX® Lift 24 x 1,0 mm² CE



Marking for SABIX® Lift ST 53912410:

SAB BRÜCKSKES · D-VIERSEN · SABIX® Lift ST 24 x 1,0 mm² CE

Application: Our halogen-free lift cables are used whenever there are highest safety requirements, especially in public buildings and institutions as for example department stores, hospitals, railway and airport institutions, etc.

Construction:

Conductor:	bare copper strands acc. to IEC 60228, VDE 0295, class 6	
Insulation:	special SABIX®	
Colour code:	black cores with consecutive numbers acc. to EN 50334 + VDE 0293-334 and a green-yellow earth wire	
Strain relief:	SABIX® Lift sisal cord	SABIX® Lift ST steel rope
Stranding:	SABIX® Lift sisal cord as core, optimized twisting of the conductors in layers	SABIX® Lift ST steel rope as core,
Wrapping:	non-woven tape on each layer with overlap wrapping	
Torsion protecting:	special braid	
Sheath material:	thermoplastic special elastomer	
Sheath colour:	black (RAL 9005)	

Technical data:

Nominal voltage:	U ₀ /U 300/500 V	
Testing voltage:	core/core 2000 V	
Min. bending radius:	15 x d	
Temperature range		
fixed laying:	-40/+90 °C	
flexible application:	-30/+90 °C	
Halogen-free:	acc. to IEC 60754-1 + VDE 0482-754-1	
Fire performance:	no flame propagation acc. to IEC 60332-3-24 + VDE 0482-332-3-24 resp. IEC 60332-3-25 + VDE 0482-332-3-25 cat. C resp. D	
Suspended height:	SABIX® Lift up to 60 m	SABIX® Lift ST up to 200 m
Absence of harmful substances:	acc. to RoHS directive of the European Union	

Outstanding features:



- halogen-free
- long service life
- flame retardant and self-extinguishing
- SABIX® Lift
elevated economic efficiency
- SABIX® Lift ST
highest hanging lengths

Possible on request:



- with total copper braiding
- with different conductor and sheath colours

SABIX® Lift

item no.	no. of cores x cross section	medium outer-ø	copper figure	cable weight	ohmic resistance at 20 °C max. Ω/km
	n x mm ²	ø mm	kg/km	≈ kg/km	
53900710	5 x 1,00	10,7	48,0	132	19,5
53900710	7 x 1,00	11,2	67,2	160	19,5
53900910	9 x 1,00	12,4	86,4	199	19,5
53901210	12 x 1,00	14,4	115,2	261	19,5
53901810	18 x 1,00	19,9	172,8	421	19,5
53902410	24 x 1,00	19,9	230,4	491	19,5
53903010	30 x 1,00	20,9	288,0	581	19,5

Other dimensions and colours are possible on request.

SABIX® Lift ST

item no.	no. of cores x cross section	medium outer-ø	copper figure	cable weight	ohmic resistance at 20 °C max. Ω/km
	n x mm ²	ø mm	kg/km	≈ kg/km	
53912410	5 x 1,00	8,7	48,0	115	19,5
53910710	7 x 1,00	9,8	67,2	153	19,5
53910910	9 x 1,00	11,5	86,4	246	19,5
53911210	12 x 1,00	14,0	115,2	338	19,5
53911810	18 x 1,00	16,6	172,8	415	19,5
53912410	24 x 1,00	16,8	230,4	494	19,5
53913010	30 x 1,00	19,8	288,0	673	19,5

Other dimensions and colours are possible on request.

Lift Control Cables

H05VVH6-F H07VVH6-F



Marking for PVC Flat cable 02142407:
SAB BRÖCKSKES · D-VIERSEN · <VDE><HAR> H05VVH6-F 24G0,75 mm² CE



Marking for PVC Flat cable 02491215:
SAB BRÖCKSKES · D-VIERSEN · <VDE><HAR> H07VVH6-F 12G1,5 mm² CE



Application: for example in elevators up to 35 m freely suspended or in fitted vehicles for cranes and hoisting systems with one level bending.

Construction:

Conductor:	bare copper strands acc. to IEC 60228, VDE 0295, class 5
Insulation:	PVC
Colour code:	H05VVH6-F black with white numbers and green-yellow earth wire H07VVH6-F coloured acc. to HD 308 (VDE 0293-308), from 6 cores black cores with consecutive numbers acc. to EN 50334 + VDE 0293-334, from 3 cores a green-yellow earth wire
Stranding:	cores parallel side by side in groups
Sheath material:	PVC
Sheath colour:	black (RAL 9005)

Technical data:

Nominal voltage:	U ₀ /U 300/500 V
Min. bending radius:	10 x high
Temperature range	
<i>fixed laying:</i>	-40/+70 °C
<i>flexible application:</i>	0/+70 °C
Fire performance:	flame retardant and self-extinguishing acc. to IEC 60332-1-2 + VDE 0482-332-1-2
Oil resistance:	acc. to our internal standard
Absence of harmful substances:	acc. to RoHS directive of the European Union

Outstanding features:



smaller bending radius
in contrast to round cables

H05VVH6-F


item no.	no. of cores x cross section n x mm ²	largest single wire ø mm	dimension width x height approx. mm	copper figure kg/km	cable weight ≈ kg/km
02140607	6 x 0,75	0,21	17,8 x 4,2	43,2	137
02140907	9 x 0,75	0,21	25,8 x 4,2	64,8	200
02141207	12 x 0,75	0,21	39,1 x 4,2	86,4	260
02141607	16 x 0,75	0,21	43,5 x 4,2	115,2	342
02141807	18 x 0,75	0,21	48,4 x 4,2	129,6	382
02142007	20 x 0,75	0,21	53,9 x 4,2	144,0	425
02142407	24 x 0,75	0,21	64,3 x 4,2	172,8	509
02140410	4 x 1,00	0,21	12,7 x 4,3	38,4	105
02140510	5 x 1,00	0,21	15,3 x 4,3	48,0	129
02140610	6 x 1,00	0,21	18,4 x 4,3	57,6	154
02140910	9 x 1,00	0,21	26,7 x 4,3	86,4	225
02141210	12 x 1,00	0,21	34,3 x 4,3	115,2	292
02141610	16 x 1,00	0,21	45,1 x 4,3	153,6	386
02141810	18 x 1,00	0,21	50,2 x 4,3	172,8	430
02142010	20 x 1,00	0,21	55,9 x 4,3	192,0	479
02142410	24 x 1,00	0,21	66,7 x 4,3	230,4	572

Other dimensions and colours are possible on request.

H07VVH6-F

item no.	no. of cores x cross section n x mm ²	largest single wire ø mm	dimension width x height approx. mm	copper figure kg/km	cable weight ≈ kg/km
02490415	4 x 1,50	0,26	15,3 x 5,2	57,6	145
02490715	7 x 1,50	0,26	25,6 x 5,2	100,8	250
02490815	8 x 1,50	0,26	28,6 x 5,2	115,2	283
02491215	12 x 1,50	0,26	41,9 x 5,2	172,8	421
02490425	4 x 2,50	0,26	18,3 x 5,8	96,0	206
02491225	12 x 2,50	0,26	50,7 x 5,8	288,0	604
02491240	12 x 4,00	0,31	57,4 x 6,8	460,8	858
02490460	4 x 6,00	0,31	22,7 x 7,3	230,4	377
02490560	5 x 6,00	0,31	27,5 x 7,3	288,0	439
02490570	5 x 10,0	0,41	35,7 x 9,3	480,0	807
02490490	4 x 25,0	0,41	42,5 x 12,9	960,0	1407

Other dimensions and colours are possible on request.



SAB Bröckskes GmbH & Co. KG

Grefrather Str. 204 - 212 b

41749 Viersen · GERMANY

Tel.: +49/2162/898-0

Fax: +49/2162/898-101

www.sab-cable.com

info@sab-cable.com