





































COMPENSATING AND EXTENSION CABLES

Colour code and temperature range for compensating and extension cables

THERMOCOUPLE						
Code	Material ⊕ ⊖	DIN IEC 584	DIN 43710*	ANSI MC 96.1	BS 4937	NF C 42-324
		Identification THL AGL	Identification THL AGL	Identification THL AGL	Identification THL AGL	Identification THL AGL
T	Cu - Cu Ni	 TX -25° to +100°C		 0° to +100°C	 0° to +100°C	 -25° to +200°C
U	Cu - Cu Ni		 UX 0° to +200°C			
J	Fe - Cu Ni	 JX -25° to +200°C		 0° to +200°C	 0° to +200°C	 -25° to +200°C
L	Fe - Cu Ni		 LX 0° to +200°C			
E	Ni Cr - Cu Ni	 EX -25° to +200°C		 0° to +200°C	 0° to +200°C	 -25° to +200°C
K	Ni Cr - Ni	 KX -25° to +200°C		 0° to +200°C	 0° to +200°C	 -25° to +200°C
K	Ni Cr - Ni	 KCA 0° to +150°C				 0° to +150°C
K	Ni Cr - Ni	 KCB 0° to +100°C			 0° to +100°C	 0° to +100°C
N	Ni Cr Si - Ni Si	 NX -25° to +200°C	 NC 0° to +150°C			
R S	Pt Rh 13 - Pt Pt Rh 10 - Pt	 RCB/ SCB 0° to +200°C		 0° to +200°C	 0° to +200°C	 0° to +200°C
B	Pt Rh 30 - Pt Rh 6			 0° to +100°C		 0° to +100°C

The application temperature range of the cable is limited by the highest application temperature of the insulating material or the application temperature range of the conductor material. In all cases the respective lower figure is valid. The compensating cable for the thermocouple type B can also be manufactured, deviating from the corresponding standards, for a temperature range from 0 to +200°C (SAB-Type BC-200). Variant colour codes can be manufactured for a minimum order quantity.

* The standard 43710 was withdrawn in April 1994.
Therefore, the element types "U" and "L" are not standardized anymore.

THL = extension cable · AGL = compensating cable